

DULUXE
SOLID SURFACE

build to last...

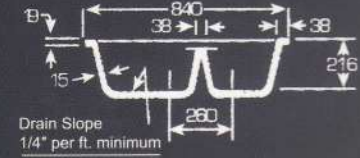
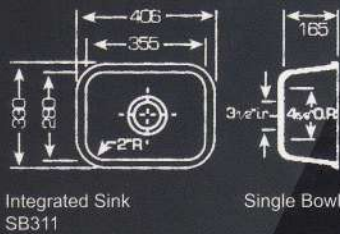
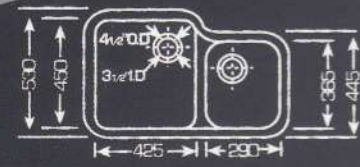
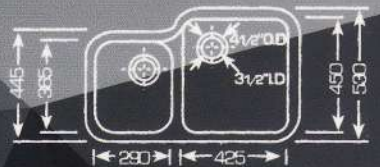
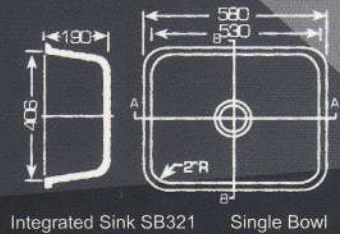
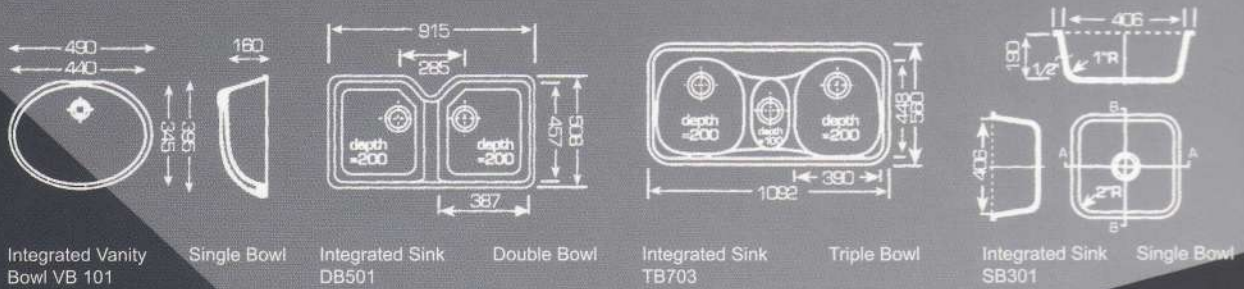


DULUXE


SOLID SURFACE

build to last...

Integrated Sink



Front Profile Selections



Our manufacturing process employs the Total Quality Management (TQM) philosophy from start to finish. From Engineers, Supervisors to Production Workers involved in quality improvement teams, all are dedicated towards ensuring that quality control inspection of the incoming materials to the final quality check are conducted thoroughly. Every step of the production process is stringently controlled to ensure compliance to cost and specifications. The end result: **Quality products at affordable prices.**